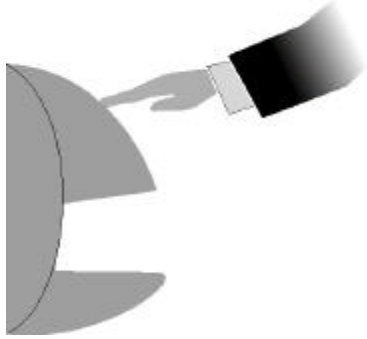
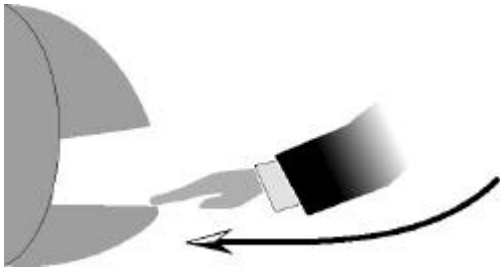


User's guide

Enter ID (and press ENTER).



Place your hand.



Close fingers against pins.

Using the hand reader

- Enter your ID number followed by **ENTER**.
- Place your hand on the platen as if you were landing an airplane.
- Close your fingers against the pins until the placement display lights go out.
- The LCD panel will display ID VERIFIED and a number. The lower the number, the better you placed your hand.


If the reader double beeps, you are not authorized to use the reader at this time. See your supervisor.

If the display shows TRY AGAIN, enter your ID number (and #) and place your hand again, keeping it flat against the platen. If the display shows ID REFUSED, you are locked out. See your supervisor.

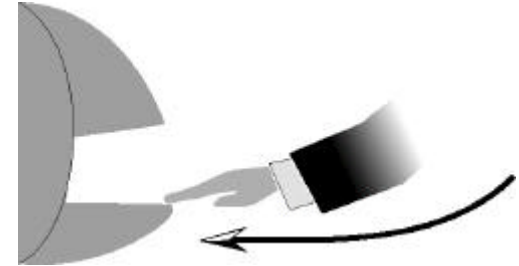
Supervisors Guide

Press **CLEAR** and **ENTER** at the same time.

Enter your ID **ENTER**



Place your hand.

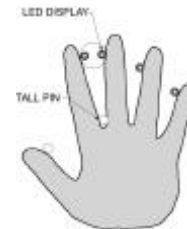


Close your fingers.



LCD Display

ID VERIFIED
##



LCD Display

ENTER PASSWORD